



JERA LINE
CHINA NINGBO YUYAO FACTORY



**FIBER OPTIC CABLES, CLAMPS,
BOXES FOR OUT & INDOOR
FTTX DEPLOYMENT**

OUR ADVANTAGES



Direct Factory, Produces >95% Solution On-site

Competitive Price



Complete Solution

5 Years Warranty



Global Experience

Negotiable OEM&NDA Orders Availability



OEM, ODM Customization

New Products Save Your Budget



COMPANY PROFILE

JERA LINE is a factory, that produces overhead and underground cable infrastructure. Which transmits information and electricity, via

- Fiber Optic Cable Networks,
- Power Cable Grids.

In the following catalog, we present aerial and indoor products for fiber optics deployment.

JERA is operating according to ISO9001, all our products meet the criteria of key regional standards, CE , IEC , EN , CPR, UL 94. Welcome to cooperate, our intention is committed to build reliable, long-term business relationships.

PRODUCTION FACILITY



Fiber optic cable workshop

Plastic molding workshop

Molding workshop



Press forming workshop

Plastic molding workshop

Pre connectorization workshop

TESTING FACILITY



Cable OTDR test

Tensile strength test

Temp & Humi cycling test



UV & temperature test

Corrosion aging test

Fire resistance test

OUR SOLUTIONS



INDOOR ODN

OUTDOOR ODN

OUR PRODUCTS


FIBER OPTIC CABLES

page 7



INTERFLOOR BOXES AND TERMINALS

page 25



MEDIUM & LONG SPAN CLAMPS

page 27




DROP CLAMPS

page 34



FIBER CABLE DISTRIBUTION BOXES

page 14



DROP CABLE PATCHCORDS & FAST CONNECTORS

page 20



FIBER ACCESS TERMINALS

page 23



INSTALLATION TOOL

page 48



STAINLESS STEEL BANDINGS

page 44



CABLE SLACK STORAGE

page 42



FIBER OPTIC CABLES



5 years warranty

Competitive price



China-Japan fiber core brand CDSEI used

OEM, ODM Customization



NEW
LSZH
HDPE

No second hand polymers

Solid jacket does not melt



Jacket materials pairs the clamps

Comply to CPR:
Fca, Eca, Dca, B2ca



Pre termination by SC connectors

Transparency in materials





INDOOR DROP CABLE, FLAT-TYPE, ROUND TYPE

Products



FOC-Ff



FOC-Ff

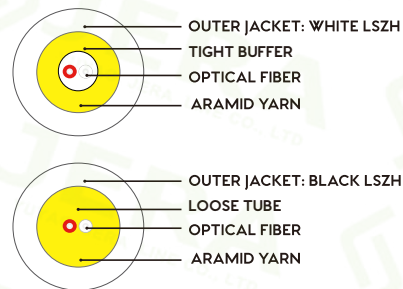
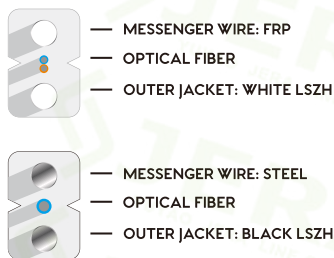


FOC-R



FOC-R

Cable Description



Key Features



INDOOR



COMPLY TO CPR:
FCA, ECA, DCA, B2CA



5 YEARS
WARRANTY



PRE TERMINATION
BY SC CONNECTORS



CHINA-JAPAN FIBER
CORE BRAND **CDSEI** USED

Technical Specification

Type:	FOC-Ff	FOC-Ff	FOC-Fr	FOC-Fr
Size, mm:	2.0×3.0(±0.1)	2.0×3.0(±0.1)	∅3.0(±0.1)	∅3.0(±0.1)
Fiber Type:	G.657.A1/A2	G.657.A1/A2	G.657.A1/A2	G.657.A1/A2
Max fiber capacity:	1-4 fibers	1-4 fibers	1-4 fibers	1-2 fibers
Jacket material:	LSZH	LSZH	LSZH	LSZH
Reinforcement material, size (mm):	STEEL 2x0.4	GFRP/KFRP 2x0.5	Aramid yarns	Aramid yarns
Messenger type, size(mm):	—	—	—	—
Inner tube material, size (mm):	—	—	LOOSE PBT 1x1.2	TIGHT LSZH 1x0.9
Flexibility:	—	YES	YES	YES
Full dielectric:	—	YES	YES	YES
Tensile strength (N):	>60	>20	>300	>200

Recommendation clamps:









OUTDOOR DROP CABLE, FLAT TYPE, ULTRA FLEXIBLE

Products









FOC-Ff 8-U

Cable Description

-  MESSENGER WIRE: GALVANIZED STEEL
-  REINFORCEMENT MATERIAL: FRP
-  OPTICAL FIBER
-  OUTER JACKET: BLACK LSZH




Key Features

	Ultra Flexible	Wire Reinforced
Super Flexible Design		
Small Bending Radius		
No Breaks During Separation		

Technical Specification

Type:	FOC-Ff 8-0.8
Size, mm:	2.0 x 5.2(±0.1)
Fiber Type:	G.657.A1/A2
Max fiber capacity:	1-4 fibers
Jacket material:	LSZH
Reinforcement material, size (mm):	GFRP 2x0.5
Messenger type, size(mm):	Galvanized Steel 0.8 (7 x 0.25)
Inner tube material, size (mm):	-
Flexibility:	YES
Full dielectric:	-
Tensile strength (N):	>1500

Recommendation clamps:


YK18
 
ODWAC 22
 or
 
D4



OUTDOOR DROP CABLE, FLAT TYPE

Products



FOC-Ff



FOC-Ff8




FOC-Ff8-G



FOC-Ff8-S

Cable Description



- MESSENGER WIRE: STEEL
- OPTICAL FIBER
- OUTER JACKET: BLACK LSZH



- MESSENGER WIRE: FRP
- REINFORCEMENT MATERIAL: STEEL/FRP
- OPTICAL FIBER
- OUTER JACKET: BLACK LSZH



- MESSENGER WIRE: STEEL WIRE
- REINFORCEMENT MATERIAL: STEEL WIRE
- OPTICAL FIBER
- OUTER JACKET: BLACK LSZH



- MESSENGER WIRE: STEEL WIRE
- REINFORCEMENT MATERIAL: STEEL WIRE
- OPTICAL FIBER
- OUTER JACKET: BLACK LSZH

Key Features



OUTDOOR



COLOR CUSTOMIZATION



5 YEARS WARRANTY



SOLID JACKET DOES NOT MELT



CHINA-JAPAN FIBER CORE BRAND CDSEI USED

Technical Specification

Type:	FOC-Ff	FOC-Ff8	FOC-Ff8-G	FOC-Ff8-S
Size, mm:	2.0x3.0(±0.1)	2.0x5.2(±0.2)	2.0x5.2(±0.2)	2.0x5.2(±0.2)
Fiber Type:	G.657.A1/A2	G.657.A1/A2	G.657.A1/A2	G.657.A1/A2
Max fiber capacity:	1-4 fibers	1-4 fibers	1-4 fibers	1-4 fibers
Jacket material:	LSZH	LSZH	LSZH	LSZH
Reinforcement material, size (mm):	STEEL 2x0.4	STEEL 2x0.4	GFRP 2x0.5	STEEL 2x0.4
Messenger type, size(mm):	—	STEEL 1x1.0	GFRP 1x1.0	STEEL 1x1.0
Inner tube material, size (mm):	—	—	—	—
Flexibility:	—	—	—	—
Full dielectric:	—	—	YES	—
Tensile strength (N):	>200	>1500	>800	>1500

Recommendation clamps:





IN-OUTDOOR DROP CABLE, DOUBLE JACKET TYPE

Products



FOC-R+FF

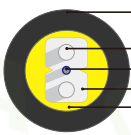


FOC-R+R

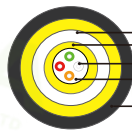


FOC-R+R

Cable Description



OUTER JACKET
ADDITIONAL STRENGTH MEMBER
FRP ROD
OPTICAL FIBER
INNER CABLE SHEATH
ARAMID YARN



INNER CABLE SHEATH
ARAMID YARN
OPTICAL FIBER
JELLY COMPOUND
OUTER JACKET



INNER CABLE SHEATH
ARAMID YARN
OPTICAL FIBER
TIGHT BUFFER
OUTER JACKET

Key Features



IN-OUTDOOR



COMPLY TO CPR:
FCA, ECA, DCA, B2CA



5 YEARS
WARRANTY



SOLID JACKET
DOES NOT MELT



CHINA-JAPAN FIBER
CORE BRAND **CDSEI** USED

Technical Specification

Type:	FOC-R+FF	FOC-R+R	FOC-R+R
Size, mm:	5.0 + 2.0x3.0	4.6 + 3.0	4.6 + 3.0
Fiber Type:	G657.A1/A2	G657.A1/A2	G657.A1/A2
Max fiber capacity:	1-4 fibers	1-4 fibers	1-4 fibers
Jacket material:	PE	LSZH	LSZH
Reinforcement material, size (mm):	GFRP 2X0.5	Aramid yarns	Aramid yarns
Messenger type, size(mm):	-	-	-
Inner tube material, size (mm):	FOC-FF 2.0*3.0	Loose PBT 1.2	Tight LSZH 0.9
Flexibility:	-	YES	YES
Full dielectric:	YES	YES	YES
Tensile strength (N):	>300	>300	>500

Recommendation clamps:

PA160

ODWAC 23



or



FISH-45

JS(1)-4.4/4.9



or






OUTDOOR DROP CABLE, ROUND TYPE, ROUND TYPE WITH MESSENGER

Products



FOC-R



FOC-R

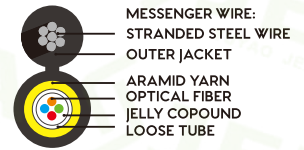
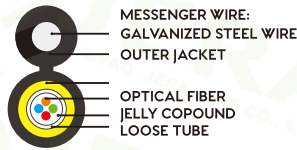
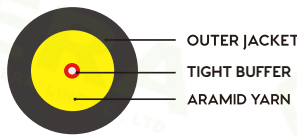
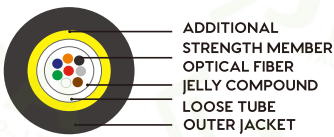


FOC-FR



FOC-FR

Cable Description



Key Features



OUTDOOR



JACKET MATERIALS
PAIRS THE CLAMPS



5 YEARS
WARRANTY



SOLID JACKET
DOES NOT MELT



CHINA-JAPAN FIBER
CORE BRAND **CDSEI** USED

Technical Specification

Type:	FOC-R	FOC-R	FOC-FR	FOC-FR
Size, mm:	3.0/3.8	3.0	3.5x6.6	3.5x6.6
Fiber Type:	G657.A1/A2	G657.A1/A2	G657.A1/A2	G657.A1/A2
Max fiber capacity:	1-4/6-12 fibers	1 fibers	1-4 fibers	1-4 fibers
Jacket material:	LSZH	LSZH	LSZH	LSZH
Reinforcement material, size (mm):	Aramid yarns	Aramid yarns	Aramid yarns	Aramid yarns
Messenger type, size(mm):	-	-	Steel 1.2	Wire Sranl 7x0.33
Inner tube material, size (mm):	Loose PBT 1.2/1.8	Tight LSZH 0.9	Loose PBT 1.2	Tight LSZH 0.9
Flexibility:	YES	YES	YES	YES
Full dielectric:	YES	YES	YES	YES
Tensile strength (N):	>500	>400	>1000	>1000

Recommendation clamps:

FISH34

or


FISH02

PA05




OUTDOOR MINI ADSS CABLE FLAT, ROUND TYPE


Products



FOC-Fr



FOC-Fr

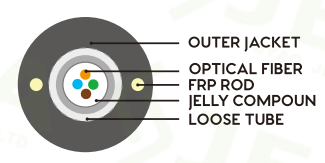
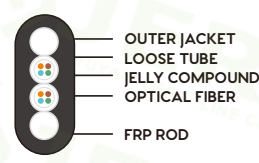
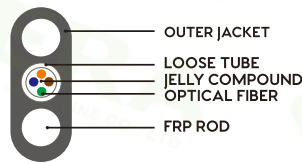
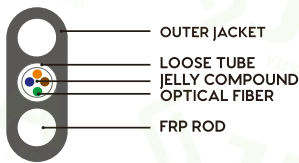


FOC-Fr



FOC-R

Cable Description



Key Features



OUTDOOR



SOLID JACKET DOES NOT MELT



5 YEARS WARRANTY



JACKET MATERIALS PAIRS THE CLAMPS



CHINA-JAPAN FIBER CORE BRAND CDSEI USED

Technical Specification

Type:	FOC-Fr	FOC-Fr	FOC-Fr	FOC-R
Size, mm:	2.0x4.0(±0.1)	4.2x8.0(±0.1)	4.5x10.0(±0.1)	3.6/4.7(±0.1)
Fiber Type:	G.657.A1/A2	G.657.A1/A2	G.657.A1/A2	G.657.A1/A2
Max fiber capacity:	1-4 fibers	1-12 fibers	14-24 fibers	1-4/1-12 fibers
Jacket material:	PE	PE	PE	PE
Reinforcement material, size (mm):	GFRP 2x0.8	GFRP 2x2.0	GFRP 2x2.0	GFRP 2x0.5/2x0.8
Messenger type, size(mm):	-	-	-	-
Inner tube material, size (mm):	Loose PBT 1.2	Loose PBT 1.8	Loose PBT 2x1.8	Loose PBT 1.2/1.8
Flexibility:	-	-	-	-
Full dielectric:	YES	YES	YES	YES
Tensile strength (N):	>800	>2000	>2000	>300/>700

Recommendation clamps:

ODWAC 22B



PA-560



or

ODWAC 23



or

JS





OUTDOOR MULTI TUBE ADSS CABLE ROUND TYPE

Products



FOC-R

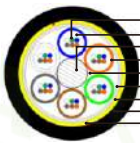


FOC-R

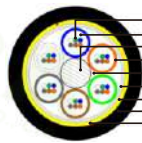


FOC-R

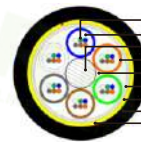
Cable Description



FIBER
GEL
G-FRP
LOOSE TUBE
WATER BLOCKING YARN
WATER BLOCKING TAPE
ARAMID YARN
OUTER SHEATH
RIPCORD



FIBER
GEL
G-FRP
LOOSE TUBE
WATER BLOCKING YARN
WATER BLOCKING TAPE
ARAMID YARN
OUTER SHEATH
RIPCORD



FIBER
GEL
G-FRP
LOOSE TUBE
WATER BLOCKING YARN
WATER BLOCKING TAPE
ARAMID YARN
OUTER SHEATH
RIPCORD

Key Features



OUTDOOR



SOLID JACKET
DOES NOT MELT



5 YEARS
WARRANTY



JACKET MATERIALS
PAIRS THE CLAMPS




CHINA-JAPAN FIBER
CORE BRAND **CDSEI** USED

Technical Specification

Type:	FOC-R	FOC-R	FOC-R
Size, mm:	Ø10.7(±0.3)	Ø11.6 (±0.3)	Ø13.6 (±0.3)
Fiber Type:	G65.2D/G657.A1	G65.2D/G657.A1	G65.2D/G657.A1
Max fiber capacity:	12/24/48/72 fibers	96 fibers	144 fibers
Jacket material:	PE	PE	PE
Reinforcement material, size (mm):	Aramid yarns + GFRP 2.0	Aramid yarns + GFRP 2.0	Aramid yarns + GFRP 2.0
Messenger type, size(mm):	-	-	-
Inner tube material, size (mm):	Loose PBT Nx1.8	Loose PBT Nx1.8	Loose PBT Nx1.8
Flexibility:	-	-	-
Full dielectric:	YES	YES	YES
Tensile strength (N):	>4000	>4000	>4000

Recommendation clamps: **PA-3603** or **PA-702** or **JS**



FIBER CABLE DISTRIBUTION BOXES & SPLICE CLOSURES (FODB, FOSC)



25% cost saving

- Long term usage -25% less expensive due to quality of polymer materials.
- No mistakes with cable termination in case of new connections.
- Quick installation.

FIND OUT HOW

**SOFT RUBBER
H-SERIA IP-67**



ABS TYPE IP-54



WHAT KIND OF SAVINGS CAN YOU MAKE?

\$0.45
/year

4.5USD/10years=0.45

0.45 USD

\$0.6
/year

3 USD /5years=0.6

0.6 USD

RISK OF POSSIBLE MISTAKES ONCE OPEN THE BOX

0%
our is 0%



100%
other is 100%



INSTALLATION IS FASTER ON 30%

our is quicker on

 **30%**



Each next user insulation time, our is quicker on 30% bcs can take off the box on the ground.



FIBER CABLE DISTRIBUTION BOXES & SPLICE CLOSURES

Products



FODB-8.6 mini



FODB-8H



FODB-16.1H



FODB-16HC

Key features



OUTDOOR



FOR CONNECTIONS OF
1-16 DROP CABLES



WATERPROOF IP-67



CONVINIENT IN FIBER'S
ORGANIZATION



PLUG AND PLAY



INCREASE NETWORK
DEPLOYMENT SPEED



SEPARATED AREAS TO
REDUCE FAULTS



LONG SERVICE LIFE

Technical specification

Product code	FODB-8.6 mini	FODB-8H	FODB-16.1H	FODB-16HC
Feeding cable dimension (mm)	2 of Ø3-14	2 of Ø3-12	2 of Ø5-14	2 of Ø5-14 and transit of Ø5-12
Drop cable dimension (mm)	8 of Ø2-3	8 of Ø2-3	16 of Ø2-3	16 of Ø2-3
Max fiber splicing capacity	12(24*)	14(28*) +additional 6(12*)	24(48*)bottom tray 16(32*)upper tray	40 (80*)
Adapters, SC type	8	8+2	16+2	16
Blockless PLC splitters 60×7×4mm	1 of 1:8 or 2 of 1:4	1 of 1:8 or 2 of 1:4	1 of 1:16 or 2 of 1:8	1 of 1:16 or 2 of 1:8
Cassette PLC splitters C2 128×100×25mm	-	1 of 1:8	-	1 of 1:16 or 2 of 1:8
Overall dimensions (mm)	235×161×50	271×237×77	271×237×77	271x237x95

* TWO LAYERS FOR STORAGE OF FIBER SPLICING



INDOOR FIBER OPTIC DISTRIBUTION BOX

Products



FODB-4A



FODB-8A



FODB-16X



FODB-24A

Key features



CAPACITY OF 4-16 FIBERS



PLUG & PLAY



LOW COST FTTH



FASTENING ON BUILDING FACADES

Technical specification

Product code	FODB-4A	FODB-8A	FODB-16X	FODB-24A
Feeding cable dimension (mm)	1 of Ø6-12.5, 1 of Ø8-14	3 of Ø17	2 of Ø17	2 of Ø17
Drop cable dimension (mm)	-	8 of Ø3, 1 of Ø10	16 of Ø3	16 of Ø3
Max fiber splicing capacity	12	8(16*)	16	16
Adapters, SC type	4	10+2	16	16
Blockless PLC splitters 60×7×4mm	-	1 of 1:8 or 2 of 1:4	1 of 1:8 or 2 of 1:4	1 of 1:8 or 2 of 1:4
Cassette PLC splitters C1 128×100×25mm	-	1 of 1:8	-	-
Overall dimensions (mm)	209×128×44	210×195×55	320×260×90	320×260×90

* TWO LAYERS FOR STORAGE OF FIBER SPLICING



DISTRIBUTION BOXES & JOINT CLOSURES

Products



FOSC-2D



FOSC-2A



FOSC-3



FOSC-4

Key features



OUTDOOR



CONVINIENT IN FIBER'S ORGANIZATION



LOW COST FTTH

Technical specification

Product code	FOSC-2D	FOSC-2A	FOSC-3	FOSC-4
Round cable dimensions, mm	3 of Ø8-16	2 of Ø8-17, 2 of Ø8-12	4 of Ø8-16	4 of Ø4-20
Oval cable dimensions, mm	1 of 30-48mm	1 of 32×56	1 of 25×40	1 of 25×44
Drop cable dimintions, mm	-	8 of Ø2-4	-	-
Max splicing capacity	32 (64*)	16 (32*)	120	72 (144*)
Max splicing capacity per tray	8 (16*)	8 (16*)	24	12 (24*)
Adapters, SC type	-	8+2	-	-
PLC splitters, blockless 60x7x4 mm	1 of 1:8 or 2 of 1:4	1 of 1:8 or 2 of 1:4	-	-
IP protection	68	63	68	68
Overall dimensions, mm	300×180×130	320×180×180	435×180×160	413×220

* TWO LAYERS FOR STORAGE OF FIBER SPLICING TUBES



ADAPTERS

Technical specification

Product code	SC
Polish types	UPC, APC
Fiber counts	Simplex, duplex
Insertion losses (IL), dB	≤0.3
Working temperature	-40-+85°C



BLOCKLESS PLC SPLITTER

Technical specification

Product code	1×2	1×4	1×8	1×16	1×32	1×64
Head types	SC/APC, SC/UPC					
Fiber cores	G652D, G657A1, G657A2					
Operating wavelength (nm)	1260-1650					
Length, M	0.5-2					
Working temperature	-40-+85°C					
Standard	Telcordia GR-1209-CORE and GR-1221-CORE					



CASSETTE PLC SPLITTER C1 TYPE

Technical specification

Product code	1×4	1×8
Head types	UPC, APC	UPC, APC
Fiber cores	G652D, G657A1, G657A2	
Operating wavelength (nm)	1260-1650	
Cassette dimensions, mm	72×82×12.5	72×82×22
Working temperature	-40-+85°C	
Standard	Telcordia GR-1209-CORE and GR-1221-CORE	



CASSETTE PLC SPLITTER C2 TYPE

Technical specification


Product code	1×2	1×4	1×8	1×16	1×32	1×64
Head types	SC/APC, SC/UPC					
Fiber cores	G652D, G657A1, G657A2					
Operating wavelength (nm)	1260-1650					
Cassette dimensions, mm	128×100×25		128×100×50		128×100×100	
Working temperature	-40-+85°C					
Standard	Telcordia GR-1209-CORE and GR-1221-CORE					



DISTRIBUTION PIGTAILS

Technical specification

Product code	SC	FC	LC
Polish types	UPC, APC	UPC, APC	UPC, APC
Fiber cores	G652D, G657A1, G657A2		
Cable OD & jacket Materials	0.9 mm, PVC	0.9 mm, PVC	0.9 mm, PVC
Insertion losses (IL), dB	≤0.1	≤0.1	≤0.1
Working temperature	-40-+85°C	-40-+85°C	-40-+85°C



OUTDOOR DROP PATCHCORDS AND FAST CONNECTORS



OUTDOOR ROUND DROP CABLE PATCHCORDS

Technical specification



Product code	FOC-R
Fiber capacity	1-12
Fiber cores	G657A1, G657A2
Polish types	UPC, APC
Length, M	10-1000
Cable size, mm	Depend on cable
Insertion losses (IL), dB	≤0.1
Working temperature	-50-+85°C

OUTDOOR FIG 8 DROP CABLE PATCHCORDS

Technical specification



Product code	FOC-F8
Fiber capacity	1, 2, 4, 6
Fiber cores	G657A1, G657A2
Polish types	UPC, APC
Length, M	10-1000
Cable size, mm	2.0×5.2
Insertion losses (IL), dB	≤0.1
Working temperature	-50-+85°C

INDOOR DROP CABLE PATCHCORDS

Technical specification



Product code	FOC-F
Fiber capacity	1, 2
Fiber cores	G657A1, G657A2
Polish types	UPC, APC
Length, M	10-1000
Cable size, mm	2.0×3.0
Insertion losses (IL), dB	≤0.1
Working temperature	-50-+85°C

INDOOR DROP CABLE PATCHCORDS

Technical specification



Product code	FOC-R
Fiber capacity	1, 2
Fiber cores	G657A1, G657A2
Polish types	UPC, APC
Length, M	10-1000
Cable size, mm	2.0×3.0
Insertion losses (IL), dB	≤0.1
Working temperature	-50-+85°C



FIBER OPTIC FAST CONNECTOR

Technical specification



Connector Type	SC Type 1
Polish	UPC/APC
Insertion Loss	≤0.35dB
Return Loss	≥50dB
Cable Diameters(mm)	0.9/2.0/3.0
Dimension(mm)	50
Ferrule	Ceramic
Fiber Mode	9/125μm Singlemode

HOT MELT CONNECTOR

Technical specification



Connector Type	SC Type 58
Polish	UPC/APC
Radius Of Curvature	7mm~25mm
Apex Offset	Max. 50μm
Fiber Height	-50nm~50nm
Operating temp.	-40℃~+70℃
Storage temp.	-40℃~+80℃
Dimension	55mm

FIELD ASSEMBLY FIBER CONNECTOR

Technical specification



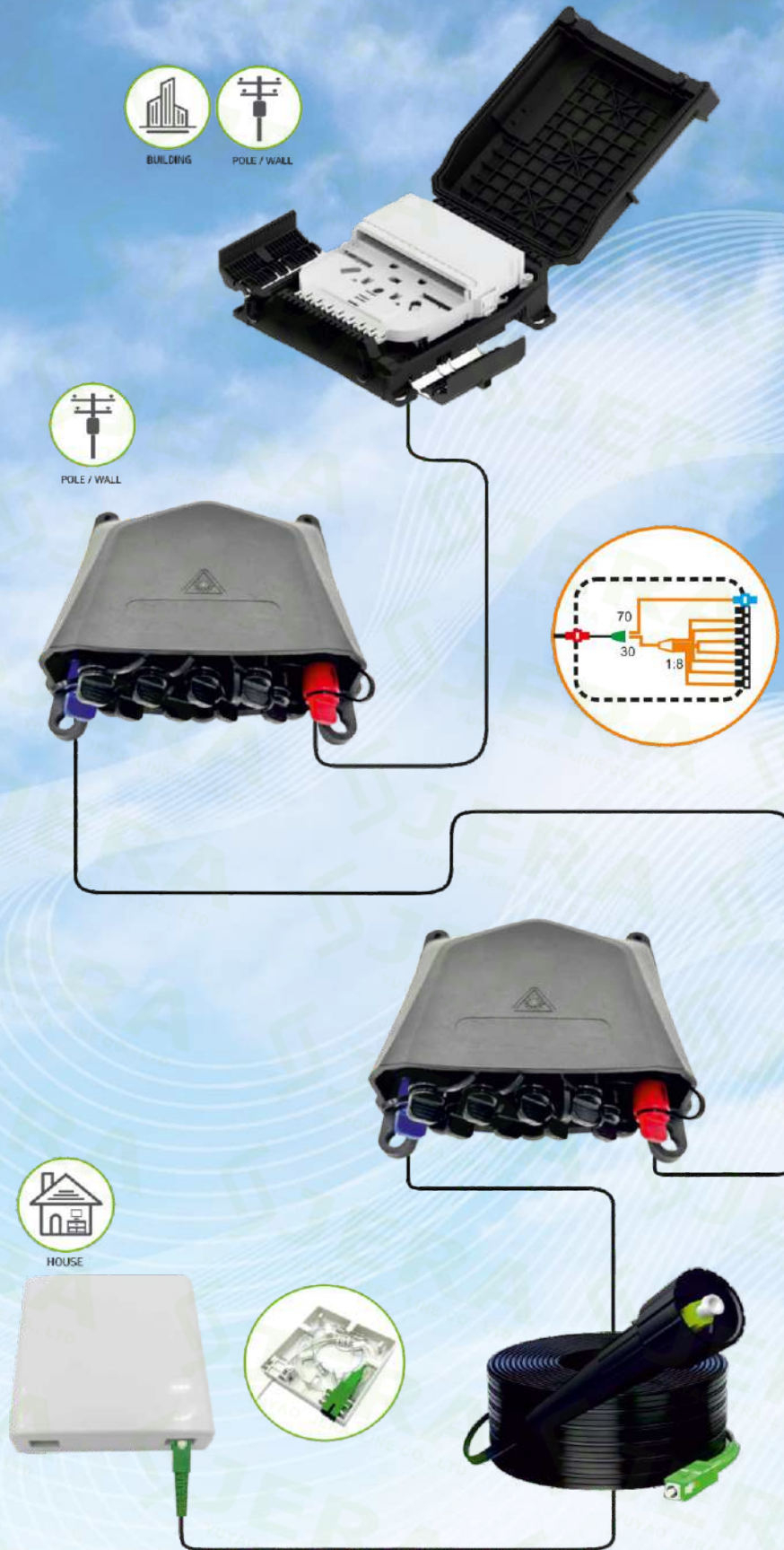
Product Name	Fiber Optic Fast Connector
Product Type	SC/APC SC/UPC
Insertion Loss	≤ 0.3 dB
Return Loss	≥ 45dB
Tensile strength	F>50N
Operate Temperature	-20℃ ~ +75℃
Storage Temperature	-40℃ ~ +85℃

FIELD ASSEMBLY FIBER CONNECTOR

Technical specification



Item	Type 10
Length	50mm
Ferrules	SC/APC SC/UPC
Inner Diameter of ferrules	125um
Insertion Loss	AVG≤0.3dB MAX≤0.5dB
Return Loss	APC≥45dB
Working Temperature	-20℃~+75℃
Storage Temperature	-40℃~+85℃
Cables to use with(mm)	Drop cable:2*1.6mm/2.0*3.0mm/2.0*5.0 Round cable:5.0mm/3.0mm/2.0mm/0.9



FIBER ACCESS TERMINALS PRETERMINATED CONNECTORS



FIBER ACCESS TERMINALS

Products



FAT-8M



FAT-12M



FAT-16M

Key features



LESS OPERATIONAL MISTAKES



LOW COST FTTH



WATERPROOF IP-67



PLUG AND PLAY

Technical specification

Product code	FAT-8M	FAT-12M	FAT-16M
Total ports	11	12	18
Feeding cable	Mini SC	Hardened SC	Mini SC
Drop cable	8+1	11+1	16+1
Blockless PLC splitters 60×7×4mm	1:2 FBT(70:30 or customized) + 1:8 PLC	1:2 FBT(70:30 or customized) + 1:8 PLC	1:2 FBT(70:30 or customized) + 1:8 PLC 2X1:8 PLC+1X1:16 PLC
Overall dimensions (mm)	195×195×50		230×230×110

HARDENED SC CONNECTOR

Technical specification



Product code	Hardened	Mini Hardened	F Type MINI SC fast connector
Fiber capacity	-	1-2	1-2
Fiber cores	G657A1, G657A2	G657A1, G657A2	G657A1, G657A2
Polish types	SC, APC	LC, APC	LC, APC
Length, M	Customized	Customized	Customized
Cable size, mm	Depend on cable	Depend on cable	Depend on cable
Insertion losses (IL), dB	≤0.1	≤0.1	≤0.1
Working temperature	-50-+85°C	-50-+85°C	-50-+85°C

HARDENED ADAPTERS

Technical specification



Product code	Hardened	Mini Hardened	Product code
Polish types	SC, LC	SC	F Type MINI SC fast connector
Fiber counts	Simplex	Simplex	
Insertion losses (IL), dB	≤0.3	≤0.3	
Working temperature	-40-+85°C	-40-+85°C	





INTERFLOOR BOXES AND ACCESS TERMINALS



INTERFLOOR FIBER OPTIC BOXES, ACCESS TERMINALS AND SOCKETS

Products



ATB-1



ATB-2



ATB-D2



ATB-D4




ODP-01



ODP-02



ODP-05



FODB-8R

Key features



QUICK INSTALLATION



PLUG & PLAY




LOW COST FTTR

Technical specification

Product code	ATB-1	ATB-2	ATB-D2	ATB-D4
Drop cables quantity	1, SC/LC	2, 4, SC/LC	2, 4, SC/LC	2, 4, SC/LC
Input and cable diameters	4 of 0.9 mm	3 of 0.5 mm	Φ2-5mm	Φ2-5mm
Dimensions, mm	93x83x30	100x100x20	90x18x59.7	90x31.5x59.7
Din rail	-	-	yes	yes

Technical specification

Product code	ODP-01	ODP-02	ODP-05	FODB-8R
Drop cables quantity	1, SC/LC	1, SC/LC	2, SC/LC	8, SC/LC
Input and cable diameters	4 of 0.9 mm	1×Φ3mm, 3×2mm	1×Φ3mm	2×Φ<14mm, 8×Φ2-3mm
Dimensions, mm	93x83x30	86x86x22	76x76	126x150x5
Blockless PLC splitters 60x7x4mm	1 of 1:8	1 of 1:8	1 of 1:8	yes



TENSION, SUSPENSION CLAMPS AND BRACKETS



PA-TYPE CLAMPS

Key features

- 1 Reduce installation time.
- 2 Wide cable application size.
- 3 Special patterns for proper grip.
- 4 One piece design.
- 5 Parts do not fall out.
- 6 Stainless steel wire bail.
- 7 Full dielectric options.
- 8 Six shape design for best performance.

Technical specification

Product code	PA-100	PA-160	PA-260	PA-266	PA-500
Cable size, mm	∅ 3 - 5	∅ 3 - 5	∅ 3 - 8	∅ 3 - 5	∅ 4 - 8
MBL, kN	1.5	0.5	1.5	1.5	2.0
Materials	UV resistant plastic	UV resistant plastic	UV resistant plastic	UV resistant plastic	UV resistant plastic, stainless steel, aluminium

Technical specification

Product code	PA-560	PA-566	PA-610	PA-700	PA-701
Cable size, mm	∅ 3 - 8	∅ 4 - 8	∅ 6 - 10	∅ 6 - 10	∅ 8 - 12
MBL, kN	1.5	1.5	2.0	3.0	3.0
Materials	UV resistant plastic, stainless steel, aluminium	UV resistant plastic, stainless steel, aluminium	UV resistant plastic, stainless steel, aluminium	UV resistant plastic, stainless steel, aluminium	UV resistant plastic, stainless steel, aluminium



Technical specification



Product code	PA-702	PA-1000	PA-3000	PA-3001	PA-3002
Cable size, mm	Ø 10 - 14	Ø 8 - 14	Ø 12 - 16	Ø 14 - 18	Ø 8 - 15
MBL, kN	3.0	10.0	8.0	8.0	8.0
Materials	UV resistant plastic, stainless steel, aluminium	UV resistant plastic, stainless steel, aluminium	UV resistant plastic, stainless steel, aluminium	UV resistant plastic, stainless steel, aluminium	UV resistant plastic, stainless steel, aluminium

Technical specification



Product code	PA-3003	PA-3603
Cable size, mm	Ø 8 - 15	Ø 8 - 15
MBL, kN	8.0	7.0
Materials	UV resistant plastic, stainless steel, aluminium	UV resistant plastic, stainless steel, aluminium



PS-TYPE CLAMPS

Key features

- Reduce installation time.
- Wide cable application size. $\varnothing 5-20$
- Up to 2x cables one time attachment.
- 2 cables different diameter.
- Less skill for installation.
- J-hook type ,no extra bracket.
- Full dielectric options.

Technical specification

Product code	PS-SSM	PS-D8	PS-D12	PS-619	PS-500
Cable size, mm	$\varnothing 8 - 20$	$\varnothing 8 - 12$	$\varnothing 13-16$	$\varnothing 6 - 19$	$\varnothing 4 - 11$
MBL, kN	3.0	1.5	1.5	3.0	4.5

Technical specification



Product code	HC-5-8	HC-8-15	HC-15-20
Cable size, mm	$\varnothing 5 - 8$	$\varnothing 8 - 15$	$\varnothing 15 - 20$
MBL, kN	4.0	4.0	4.0
Materials	UV resistant plastic galvanized steel	UV resistant plastic galvanized steel	UV resistant plastic galvanized steel

Technical specification



Product code	HCT-5-8	HCT-8-15	HCT-15-20
Cable size, mm	$\varnothing 5 - 8$	$\varnothing 8-12$	$\varnothing 12-15$
MBL, kN	5.0	5.0	5.0
Materials	Hot dip galvanized steel	Hot dip galvanized steel	Hot dip galvanized steel

Technical specification



Product code	HCx2-5-8	HCx2-8-15	HCx2-15-20	HC-2X3-8/8-15
Cable size, mm	$\varnothing 5 - 8$	$\varnothing 8 - 15$	$\varnothing 15-20$	$\varnothing 3-8/8-15$
MBL, kN	4.0	4.0	4.0	4.0
Materials	UV resistant plastic galvanized steel	UV resistant plastic galvanized steel	UV resistant plastic galvanized steel	UV resistant plastic galvanized steel



PA-0/PS TYPE CLAMPS

Key features

- 

1 Wide choice for different SPAN and specific size of messenger.
- 

2 Special pattern for proper grip.
- 

3 One piece design.
- 

4 Parts do not fall out.
- 

5 Stainless steel wire bail.
- 

6 X-type clamp does not cut the jacket at peak load.

Technical specification

					
Product code	PA-05	PA-06	PA-07	PA-07X	PA-010X
Messenger's material	Steel	Steel	Steel	Steel	Steel
Diameter of wire over the insulation*	 Ø 3-5	 Ø 3-6	 Ø 3-7	 Ø 4-7	 Ø 5-10
MBL, kN	2.0	3.0	5.0	3.0/7.0	16.0
Materials	Stainless steel, UV resistant plastic, aluminium, zinc	Stainless steel, UV resistant plastic, aluminium, zinc	Stainless steel, UV resistant plastic, aluminium, zinc	Stainless steel, UV resistant plastic, aluminium, zinc	Stainless steel, UV resistant plastic, aluminium, zinc

Technical specification

				
Product code	PS-SS	PS-CS	PS-D1	PA-09
Diameter of wire over the insulation*	 Ø 4-5/5-9	 Ø 4-5/5-9	 Ø 4-7	 Ø 2.9-3.6
MBL, kN	8.0	8.0	0.5	5.0
Materials	Galvanized steel, UV resistant plastic	Galvanized steel, UV resistant plastic	Galvanized steel, UV resistant plastic	Stainless steel, aluminium





JS-TYPE CLAMPS



Key features

-  Long area for cable's grip.
-  Tension force equally distributed.
-  Once piece design.
-  Wide choice for different SPAN.
-  Sand covering for better grip.
-  Do not damage the cable jacket.
-  Wide choice of thimble for guy grips.

Technical specification

Product code	Thimble, may be applied on tension load	Working load of cable (breaking load), kN	ADSS cable size, mm	Color code	Wire configuration
JS	 No Thimble U - 42 (Plastic)	1 (2) 2 (3.5)	2.6/3.2	red yellow black orange brown white blue green red yellow black orange brown white	Length, mm Weight, kg
			3.2/3.7		
3.8/4.3					
4.4/4.9					
5.0/5.6					
5.7/6.5					
6.6/7.4					
7.5/8.4					
8.5/9.4					
9.5/10.5					
	TC - 22 (Steel)	4 (7) 6 (10)	10.6/11.6	Specified in accordance to cable working load	
			11.7/12.8		
			12.9/14.1		
			14.2/15.6		
			15.7/17.3		
			17.4/19.1		
			19.2/20.9		
			21/22.8		

Technical specification

Product code	Thimble, may be applied on tension load	Span, m *	ADSS cable size, mm	Color code	Wire configuration
JS-X	 No Thimble	50/100	5.0/5.6	red yellow black orange brown white blue green red yellow black orange brown white	Length, mm Weight, kg
			5.7/6.5		
6.6/7.4					
7.5/8.4					
8.5/9.4					
9.5/10.5					
10.6/11.6					
11.7/12.8					
12.9/14.1					
14.2/15.6					
15.7/17.3					
17.4/19.1					
19.2/20.9					
21/22.8					
	TR - 01	Specified in accordance to cable working load			



POLE BRACKETS AND HOOKS

Key features

- Wide choice for different fixing points.
- Universal pole brackets for multi attachment.
- One piece design.
- Parts do not fall out.
- Compatible with other items in range.
- High corrosion resistant materials.
- Tension / Suspension types are available.

Technical specification


Product code	UPB	UPC	PS-1000	ES-1500	CA-800
MBL, kN	F1 – 5, F2 – 3,5, F3 – 9, F4 – 2, F5 – 5	15	10	8	8
Materials	Aluminium	Aluminium	Aluminium	Aluminium	Aluminium

Technical specification

Product code	CA-1000.1	CA-1500.1	YKR-01	YKR-32	YK-42x400
MBL, kN	15	20	8	15	15
Materials	Aluminium alloy	Aluminium alloy	Hot dia galvanized steel	Galvanized steel	Hot dia galvanized steel

Technical specification

Product code	B-16-300-140	B-14-230-140	PB-12-350	PS-8	YK-450
MBL, kN	10	7	7	1	Depend on angle
Materials	Hot dia galvanized steel	Hot dia galvanized steel	Galvanized steel	Galvanized steel	Fiber-glass(FRP), Aluminium, Galvanized steel



DROP CLAMPS



ODWAC-TYPE CLAMPS

Key features

1. Suitable for different types of fiber cables

22P/23P



2x3

22/23



2x3 2x5

22B/23B



4x8 4.5x10



3 types of shims to secure and do not damage the corresponding cable.

23



∅ 3 - 6

22



2x3 2x5 4x8



2 types of shells to match the corresponding cable's size.

2. Suitable for diverse pole/wall mounts and hooks



Horizontal, vertical, open wire bail, close wire bail mounting hooks applications.



3 . Cable's jacket no damage and protection



Protect cables by exactly choose shim./ The burrs at the outside the cables area.

4 . Two materials are available




Insulating plastic material.




Stainless steel, no rust

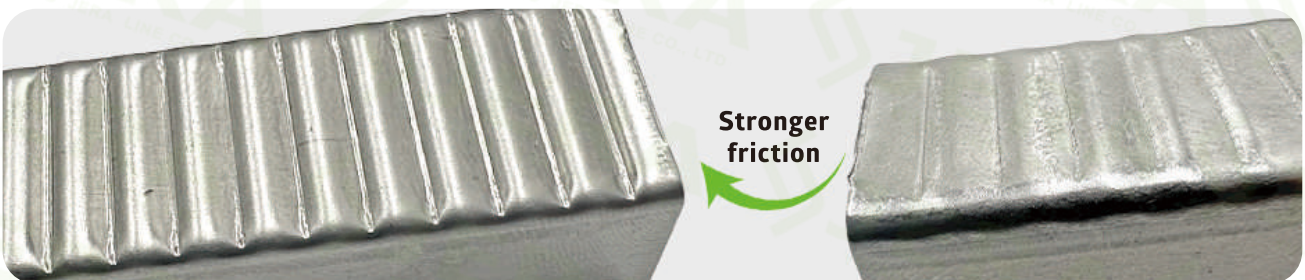
5 . More stronger tension



The area of the three holes is wider, and the attaching area is bigger.



The shim is thicker harder to deform during pulling of cable.



The shell's back side is wider , the ribs are bigger.



ODWAC-TYPE CLAMPS

Technical specification



Product code	ODWAC-22	ODWAC-22B	ODWAC-22E	ODWAC-22P	ODWAC-22S
Cable size, mm	2×3 2×5	4×8 4.5×10	4.5×10	2×3	2×3 2×5
MBL, kN	1.5	1.5	1.2	1	0.5
Materials	Stainless steel	Stainless steel	Stainless steel with electrophoretic paint	Stainless steel, UV resistant plastic	Stainless steel

Technical specification



Product code	ODWAC-22Y	ODWAC-22H	ODWAC-23	ODWAC-26	ODWAC-PY
Cable size, mm	2×3 2×5	2×3 2×5	Ø 3 – 6,	2×3 2×5	2×3 2×5
MBL, kN	1	0.5	Depend on cable	2	0.5
Materials	Stainless steel UV resistant plastic	Stainless steel UV resistant plastic	tainless steel	Stainless steel	UV resistant plastic

Technical specification



Product code	ODWAC-PH	ODWAC-I	ODWAC-L	ODWAC-H15
Cable size, mm	2×3 2×5	Ø 4 – 7,	2×3 2×5	2×5 Ø 2 – 4,
MBL, kN	0.5	Depend on cable	1	0.5
Materials	UV resistant plastic	UV resistant plastic	Dacro steel	UV resistant plastic, galvanized steel



FISH-TYPE CLAMPS

Key features



1 Cable-fish self-tightening technology.



2 Cable is secured by wheel, and its own.




3 Suitable for flexible cables.



4 One piece design



5 Tool free installation.



6 4 types of hooks.



7 Dielectric protection

Technical specification



Product code	FISH-1	FISH-2	FISH-34/35	FISH-5
Cable size, mm	Ø 2.5 - 5	Ø 2 - 5	Ø 3 - 4	Ø 4 - 6
MBL, kN	Depend on cable	Depend on cabl	Depend on cable	Depend on cable
Materials	UV resistant plastic	UV resistant plastic	UV resistant plastic	UV resistant plastic

Key installation steps



1 Take the clamp



2 Insert the cable and rotate it start from the bottom



3 To put the cable inside in the counter-clockwise direction



4 Put the cable in the plastic hanger



D-TYPE CLAMPS


Key features



1 Wedge self-tightening technology of cable.



2 Do not damage the cable's jacket.



3 Suitable for diverse pole/wall mounts.



4 Suitable for different types of cables.



5 The buckle can be adjusted freely.



6 Once piece design.

Technical specification

			
Product code	D2	D2M	D4
Cable size, mm	Ø 2 - 5, 2 × (3 - 5)	Ø 2 - 5, 2 × (3 - 5)	Ø 2 - 3, <4 × <8
MBL, kN	0.5	0.5	0.5
Materials	UV resistant plastic, galvanized steel	UV resistant plastic, galvanized steel	UV resistant plastic

Technical specification

			
Product code	D5	D6	D7M
Cable size, mm	Ø 2 - 5, 2 × (3 - 5)	Ø 4 - 8	Ø 4 - 6
MBL, kN	1	0.5	Depend on cable
Materials	UV resistant plastic	UV resistant plastic	UV resistant plastic

*MATERIALS & TENSILE STRENGTH MAYBE CUSTOMIZED PER YOUR CABLE OR PROJECT REQUIREMENT.



S-TYPE CLAMPS

Key features



1 S type tightening technology of cable.



2 Do not damage the cable's jacket.



3 Suitable for different types of flat cables with steel messenger.



4 Once piece design. Close and open hook.

Technical specification



Product code	S-TYPE	SO-TYPE
Cable size, mm	2x5	2x5
MBL, kN	1	0.5
Materials	UV resistant plastic, stainless steel	UV resistant plastic

*MATERIALS & TENSILE STRENGTH MAYBE CUSTOMIZED PER YOUR CABLE OR PROJECT REQUIREMENT.









YK-TYPE BRACKETS AND HOOKS

Key features


- 1 Compatible with other clamps in solution.
- 2 Wide choice for different fixing points.
- 3 Universal pole brackets for multi attachment.
- 4 High corrosion resistant materials.
- 5 Tension / Suspension types are available.
- 6 Full dielectric.
- 7 One piece design.
- 8 Quick installation speed.

Technical specification

						
Product code	YK-01	YK-02	YK-05	YK-06	YK-07	YK-11
MBL, kN	1.5	1	1	2	1.0/1.5	/
Materials	Galvanized steel	Galvanized steel	Stainless steel	Galvanized steel	UV Resistant plastic	Galvanized steel

Technical specification

					
Product code	YK-13	YK-14	YK-18	YK-DW-01	YK-PS-06
MBL, kN	1	4	0.5	/	1
Materials	Hot dip galvanized steel	Hop dia galvanized steel, stainless steel belt	UV Resistant plastic	Galvanized steel	Galvanized steel



CABLE SLACK STORAGES



YK-S-TYPE CABLE STORAGE BRACKETS

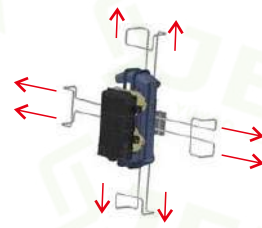
Key features



1 Low budget options.



2 Compatible with boxes FODB seria.



3 Adjustable compartment size for cable.



4 High corrosion resistant materials.



5 Full dielectric.



6 Quick installation speed.



7 Easy to store more cables in future installations.




8 Compact box for logistics and transport.

Technical specification



Product code	YK-S1(one)	YK-S(+SX)	YK-SF	YK-S-3060
Adjustable to cable's size	Yes	Yes	Yes	Yes
Cable storing diameter, mm	50-900	200-450	400	300-600/500-900
Materials	UV resistant palstic	UV resistant palstic	UV resistant palstic	Stainless steel



STAINLESS STEEL BANDINGS



STAINLESS STEEL BANDS

Products



Key features



201
304
316



J201



1 Complied to international standards 201, 304, 316.

2 Version J201 for low budget projects.

3 No lacking length, width, thickness in box.

4 Dispenser is easy to carry, you can roll back the slack of band.



5 Specify carved bend's edges.



6 Marking is available.

Technical specification

Material grades, ASTM	J201 (non standard)	AISI 201	AISI 304	AISI 316	
Width	3/8" - 9.5 mm	1/2" - 12.7 mm	5/8" - 16.0 mm	3/4" - 19.0 mm	
Thickness	0.015" - 0.40 mm	0.020" - 0.50 mm	0.025" - 0.64 mm	0.030" - 0.75 mm	
Length for roll, m	30 or 50	30 or 50	30 or 50	30 or 50	
Colour of dispenser	Red	Green	Blue	Gray	Yellow



STAINLESS STEEL BUCKLES, T-TYPE

Technical specification:

Product code	KL-10-T	KL-13-T	KL-16-T	KL-20-T
Max band width	3/8" - 10 mm	1/2" - 12.7 mm	5/8" - 16.0 mm	3/4" - 20.0 mm
Material grades, ASTM	AISI 201, AISI 304	AISI 201, AISI 304	AISI 201, AISI 304	AISI 201, AISI 304



STAINLESS STEEL BUCKLES, LX AND LC TYPES

Technical specification:

Product code	KL-13-L	KL-20-L	KL-20-LC	KL-20-LX
Max band width	1/2" - 12.7 mm	3/4" - 20.0 mm	3/4" - 20.0 mm	3/4" - 20.0 mm
Material grades, ASTM	AISI 201, AISI 304	AISI 201, AISI 304	AISI 201, AISI 304	AISI 201, AISI 304



STAINLESS STEEL BUCKLE WITH ELECTROPHORETIC PAINT

Technical specification:

Product code	KL-10-T(E)	KL-13-T(E)	KL-16-T(E)	KL-20-T(E)
Max band width	3/8" - 10.0 mm	1/2" - 12.7 mm	5/8" - 16.0 mm	3/4" - 20.0 mm
Material grades, ASTM	AISI 201, AISI 304	AISI 201, AISI 304	AISI 201, AISI 304	AISI 201, AISI 304

Key features



(AISI)

**201
304
316**

1 Complied to international standards 201, 304.



T

LC

2 Regular version LC, T for your demand.



KL-16T

KL-16T.M

3 Reinforced T.M-version for higher strength.



BAND TOOLS

Procuts



Key features



DURABLE LIFE SPAN



REPAIR KIT FOR MAINTANANCE



HIGH STRENGHT MATEIRALS

Technical specification

Product code	MBT-003	MBT-004	MBT-005
Max band width	< 20	< 25	6.4-20
Band thickness	< 1.5	< 1.5	< 0.75

SELF TIGHTENING TIE

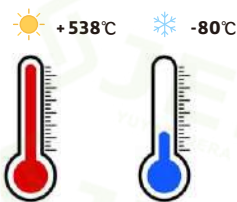
Procuts



Key features



1 Material : stainless steel
AISI 304.



2 Operating temperature :
-80C to +538 C



3 Improved locking mechanism.



4 No special tools are required
for installation.

Technical specification

Product code	ZDZD	12.7x0.7-CHKO	ZD
Width, mm	10	12.7	10
Thickness, mm	0.4	0.7	0.7
Material, grade, SUS	C304	J201/C304	J201/C304
Length of roll, meters	0.8	30	1



FIBER OPTIC CABLE INSTALLATION TOOLS



COLD SHRINK TUBES



Technical specification:

Product code	CST-20x110	CST-25x110	CST-28x110	CST-44x135
Application diameters, mm	7-20	8.5-25	9.5-28	15-44
Length, mm	110	110	110	135
Shrink ration	3 to 1	3 to 1	3 to 1	3 to 1

CABLE PULLING SOCKS



Technical specification:

Product code	SP-6-12-300	SP-12-18-600	SP-18-25-600
MBL, kN	10	12	15
Cable diameter, mm	6-12	12-18	18-25
Length, mm	300	600	600

FIBER OPTIC CABLE STRIPPER



Technical specification:

Product code	CFS-2A
Big notch diameter	1mm
Peeling coating range	125-250µm



STRINGING BLOCKS (PULLEY)

Technical specification:

Product code	MT 26-50-30
MBL, kN	20
Material	Nylon
Weight, kg	1.5

FIBER CORE HEAT SHRINK TUBE



Technical specification:

Product code	RGS-TM-40
Working temperature	-45 ~ 110°C
Shrinking temperature range	120°C



FTTH FIBER OPTIC TOOL KITS

Technical specification:

Product code	FOKIT-1
Qty	8

Key features



HIGH DURABILITY AND PERFORMANCE



COMPATIBLE WITH PRODUCED CABLES

JERA LINE'S APPROACH IN FIBER OPTICS

2013

Pole banding family



2012

Jera Line was established

2015

Mid span clamps

2017

Drop clamp & brackets



2018

Fiber optic drop cables



2019

Fiber optic boxes & storage system launched



2021

Pre-connected outdoor cables



2023

Pre connectorized Solution (Bayonet Type)



2024

Indoor ODN





	VISIT OUR WEB	
WHOLE SOLUTION		CATALOGUE

Yuyao , Ningbo , China

INFO@JERA-FIBER.COM

+86-0574-62662200

Authorized Distributor: _____

Print Date : Mar, 2025